



wlu  
zero



## City Accommodation

### Sustainability Dashboard December 2025

#### Sustainability Highlights

The first ESG Impact report was released – you can read it here [16927-Uow-ESG-Impact-Report-HIRES.pdf](#)

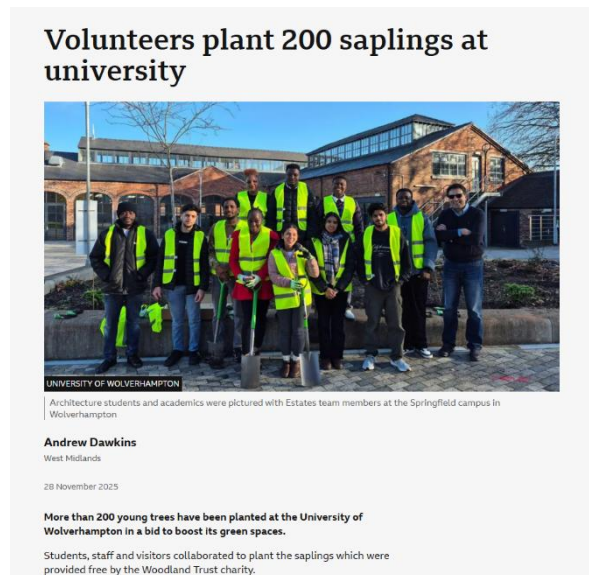
Planting days at the Walsall and Springfield Campuses in November were a huge success and the article even made its way to the BBC! ([Volunteers plant 200 saplings planted at Wolverhampton university - BBC News](#)). The planting days support 2 targets in the ESG programme to increase biodiversity and to boost engagement in Sustainability Activities.

Solar Panels have been installed on the MX roof. The system will begin generating clean energy for the University helping to support goals to reduce carbon emissions and running costs.

The Walsall Decarbonisation Project is progressing well on site with District Heat Pipework successfully installed to 3 buildings and solar panels now generating energy on the Sister Dora building. Excavations have taken place to prepare for the new heat pump compound and the new low carbon heat pumps have been delivered to site. More information can be found here: [Walsall Campus undergoes major transformation to support net zero goals](#)

#### **Thank you to our Sustainability Champions!**

Attached with the dashboards this month is some additional information for our Champions. We have a quiz for our Champions to support the development of ESG working groups. Please complete the short survey here: [ESG Champions – Fill in form](#)

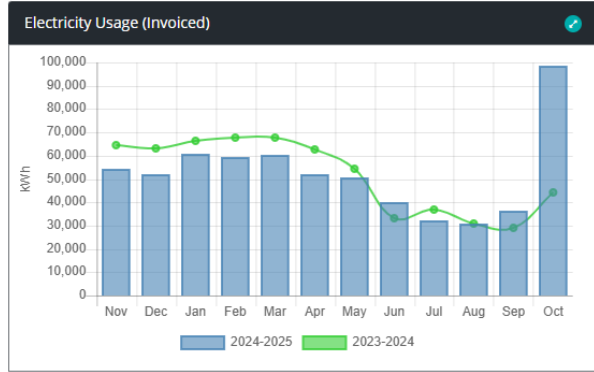
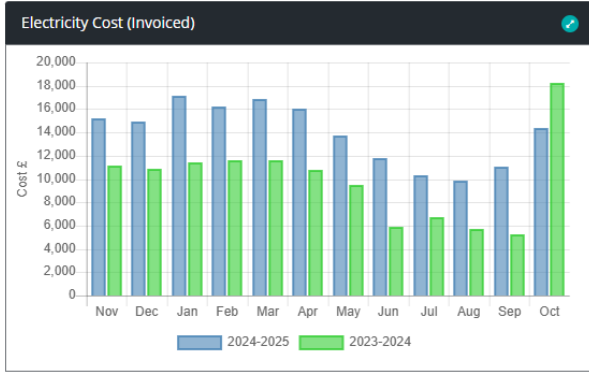


#### **Challenges for Champions**

1. As the Estates Masterplan is rolled out and office moves are taking place, ensure that furniture, electronic devices and other office necessities are re-used instead of buying new.
2. Bring a re-usable mug and bottle with you to avoid the use of disposable cups and bottles. A water dispenser in Springfield has eliminated waste from 58,643 plastic bottles.

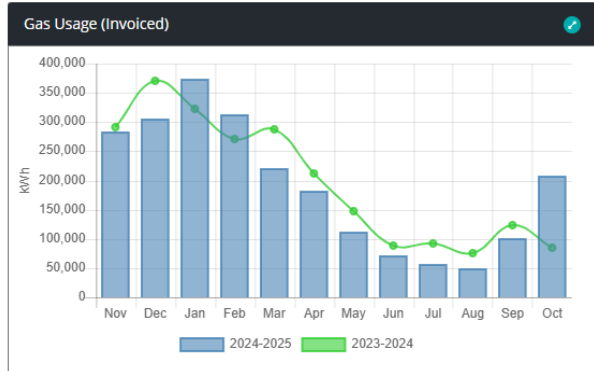
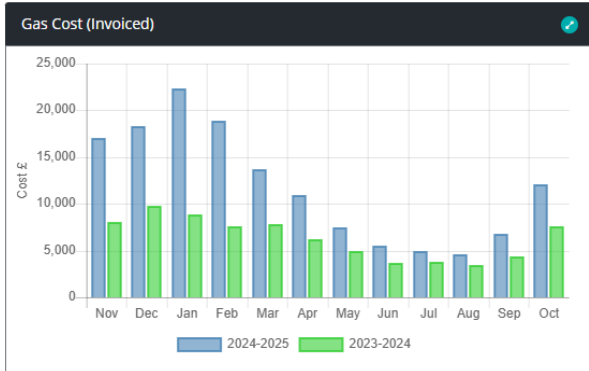


### 12-month Electricity Usage



Note: A spike in electricity usage is showing for October and shall be investigated in more detail.

### 12-month Gas Usage



Note: Gas usage has been largely consistent at the residences, fluctuating with seasonal changes.

### Energy Intensity

Energy Intensity	Q1 25-26		Energy Intensity is a useful metric to compare energy performance against different buildings as it takes area into account.
	Gas kwh/m2	Elec kwh/m2	
Campus			
Wolverhampton Molineux	20	21	
Wolverhampton Wulfruna	47	8	
City Accommodation	26	12	
Walsall	9	17	
Telford	19	16	
Wolverhampton Science Park	15	15	
Springfield	1	16	

### Solar Panel Generation

Building	Generation (kWh) Q1 25-26 academic year
Harrison (MD)	8,368
National Brownfield Institute (SPI)	2,652
Lady Aruna (SPB)	2,215

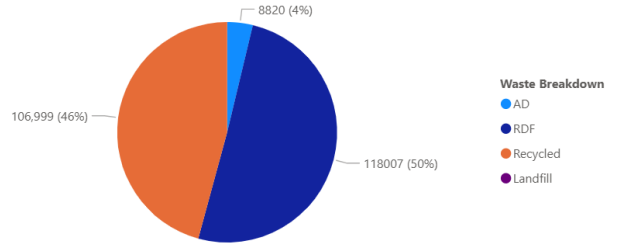


## Recycling

### 12-month Recycling Rates

#### University of Wolverhampton - City North

Welcome to your environmental report which shows you the breakdown of your waste by type, and what has happened to it once it has been collected. You'll notice the amount of waste which has been diverted from landfill. You'll see the proportion of waste which has been recycled, as well as waste sent for energy recovery at either an Anaerobic Digestion facility (AD, for food waste) or a waste-to-energy facility (Refuse Derived Fuel or RDF from non-recyclable general waste). We'll also show you the breakdown of recycled materials by the type of material. And you'll see how the equivalent energy generated through AD and RDF could be used. You'll see your data across the last 12 months and following this, a breakdown of your waste by each individual site.



### Energy Generated from Recycled Materials


**575** RDF kWh/Tonne - each tonne of RDF produces 575 kWh (1)

**118K** RDF Weight(KG)

**300** AD kWh/Tonne - each tonne of AD produces 300 kWh (2)

**8.82K** AD Weight(KG)

**71K** Total kWh Produced



**We wish you a happy Christmas break and we look forward to continuing to work together on our goals in 2026!**

**Contact Sustainability Managers:**

Zainab Own on [Z.Own2@wlv.ac.uk](mailto:Z.Own2@wlv.ac.uk) and Charlotte Baker on [C.Baker23@wlv.ac.uk](mailto:C.Baker23@wlv.ac.uk).