



wlv
zero



Telford Campus

Sustainability Dashboard March 2026

Highlights

We began our newly Formed ESG Working Groups in the New Year. Thank you to all who contributed, we have a lot of successes to report on and a lot of opportunities to progress!

We marked a major decarbonisation milestone at Walsall Campus when Salix Finance visited the £11m sustainability project in February.

The University of Wolverhampton has reached significant milestones in its ambitious £11 million decarbonisation programme at Walsall Campus, following a site visit from Salix Finance – the organisation delivering the government’s Public Sector Decarbonisation Scheme (PSDS).

The project, supported by over £8.6 million of Salix PSDS Phase 3c funding, is transforming the campus through the installation of low carbon technologies, including an air to water cascade heat pump system, an expanded low-carbon heat network, rooftop solar photovoltaics, and a range of energy efficiency measures. Once fully operational, the scheme is expected to reduce carbon emissions by over 1,000 tonnes per year, significantly advancing the University’s journey towards net zero.

During their visit, representatives from Salix Finance reviewed progress across the site, including the completion of all roof top solar installations, the laying of new district heating pipework, and the preparation of the heat pump compound base. Upcoming phases include construction of the compound, heat pump installation and full system commissioning. The project is now scheduled for completion in Autumn 2026.

The programme is being delivered in partnership with Vital Energi, who are leading the installation of the multi technology solution. As part of the works, a ‘Living Lab’ will also be created, offering students, staff and researchers a unique real-world environment in which to study sustainability technologies, monitor energy performance and contribute to ongoing improvements across the estate.



Drone footage taken at the Walsall Campus in February.

Thank you to our Sustainability Champions!

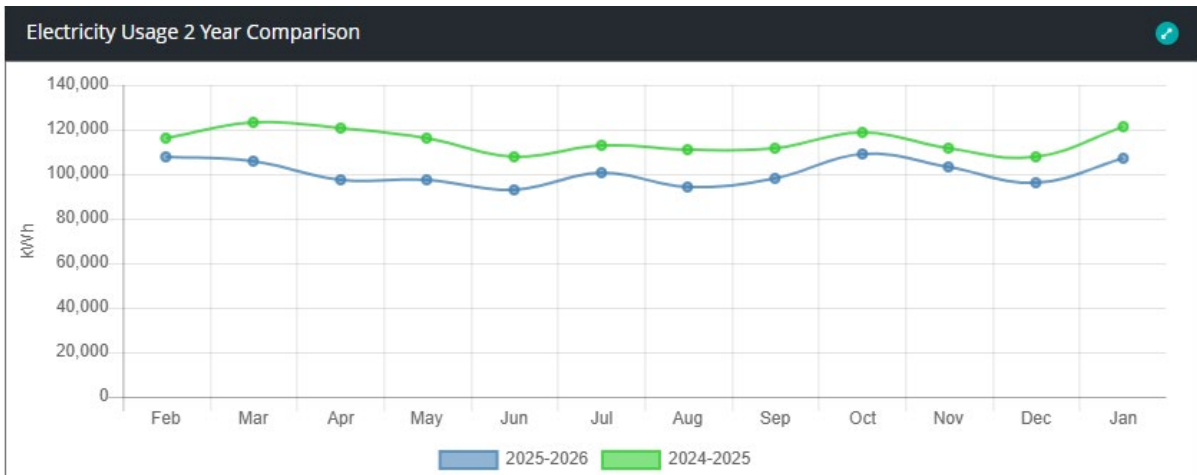
Would you like to feature on our webpages to showcase your contribution to Sustainability? You may have published research, re-purposed furniture, planted trees or contributed to the ESG journey in some other way. We would love to hear from you and showcase your contribution our webpages! Contact Charlotte Baker on C.Baker23@wlv.ac.uk to be featured.

Ideas for a green-themed week!

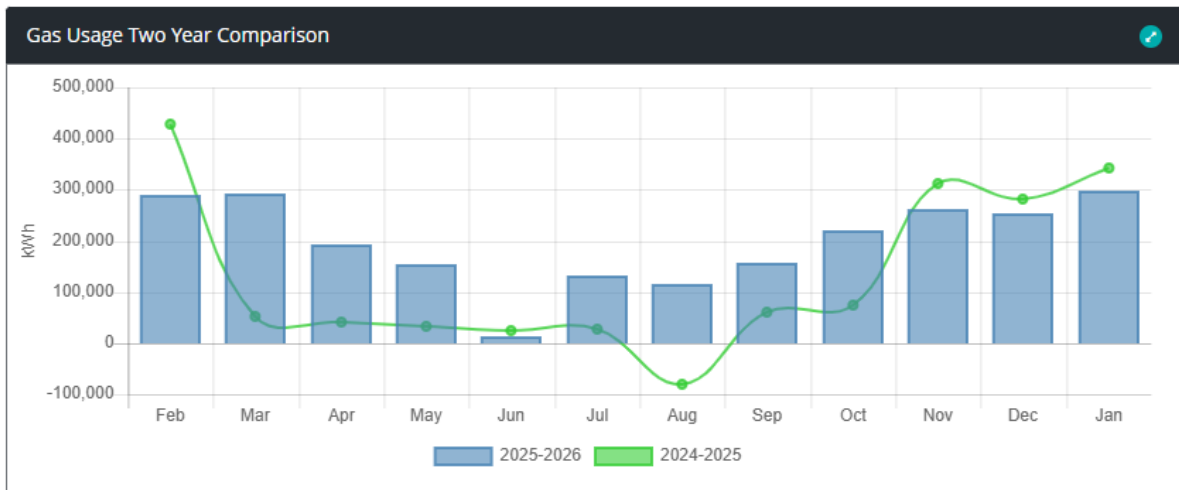
We are looking to set up a week filled with ‘green’ activities, potentially for the new intake of students in the Autumn. We have ideas for themed days, such as a recycling day, where our contractors will engage with student about waste and recycling. Do you have any ideas? Would you be interested in supporting? We want to hear from you!


Energy Data for Telford Campus

Electricity Usage



Gas Usage





Energy Intensity and Renewables

Energy Intensity	Q2 25-26 academic year (Nov 25 -Jan 26)		Energy Intensity is a useful metric to compare energy performance against different buildings as it takes area into account.
	Gas kwh/m ²	Elec kwh/m ²	
Campus			
Wolverhampton Molineux	53	16	
Wolverhampton Wulfruna	109	10	
City Accommodation	70	12	
Walsall	37	18	
Telford	41	15	
Wolverhampton Science Park	46	16	
Springfield	9	18	

Solar Generation	Generation (kWh)
Building	Q2 25-26 academic year (Nov 25 -Jan 26)
Harrison (MD)	2,694
National Brownfield Institute (SPI)	200
Lady Aruna (SPB)	377
Housman (MX)	5,264
Science Park PA	3,135
Science Park PD	780



Spotlight on MX Housman Building Solar

Since being installed last Autumn, the solar panel system has generated 12 Megawatt hours of renewable electricity for the university. The benefits to the environment over the lifetime of the solar panels will be immense. The benefit so far is detailed below.



2K

Kilograms of
CO₂ Emission
Saved



142

Equivalent Tree
Planting



34K

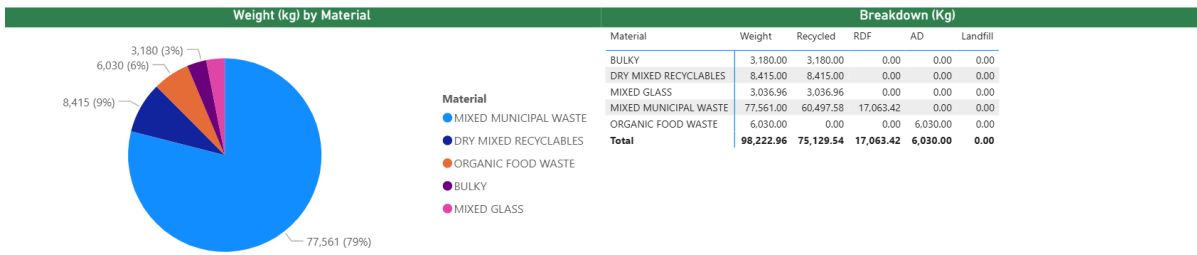
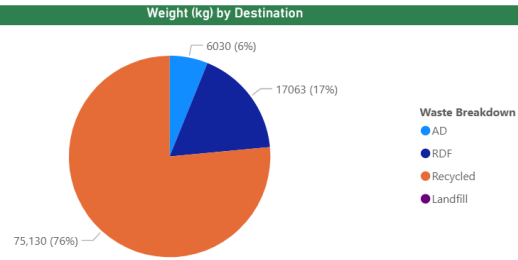
Kilometers
Driven on
Sunshine

Recycling Data for the Telford Campus

Good news! Overall recycling rates have increased to 40% this quarter, compared to 23% in the last academic year.





University of Wolverhampton - Telford

Welcome to your environmental report which shows you the breakdown of your waste by type, and what has happened to it once it has been collected. You'll notice the amount of waste which has been diverted from landfill. You'll see the proportion of waste which has been recycled, as well as waste sent for energy recovery at either an Anaerobic Digestion facility (AD, for food waste) or a waste-to-energy facility (Refuse Derived Fuel or RDF from non-recyclable general waste). We'll also show you the breakdown of recycled materials by the type of material. And you'll see how the equivalent energy generated through AD and RDF could be used. You'll see your data across the last 12 months and following this, a breakdown of your waste by each individual site.



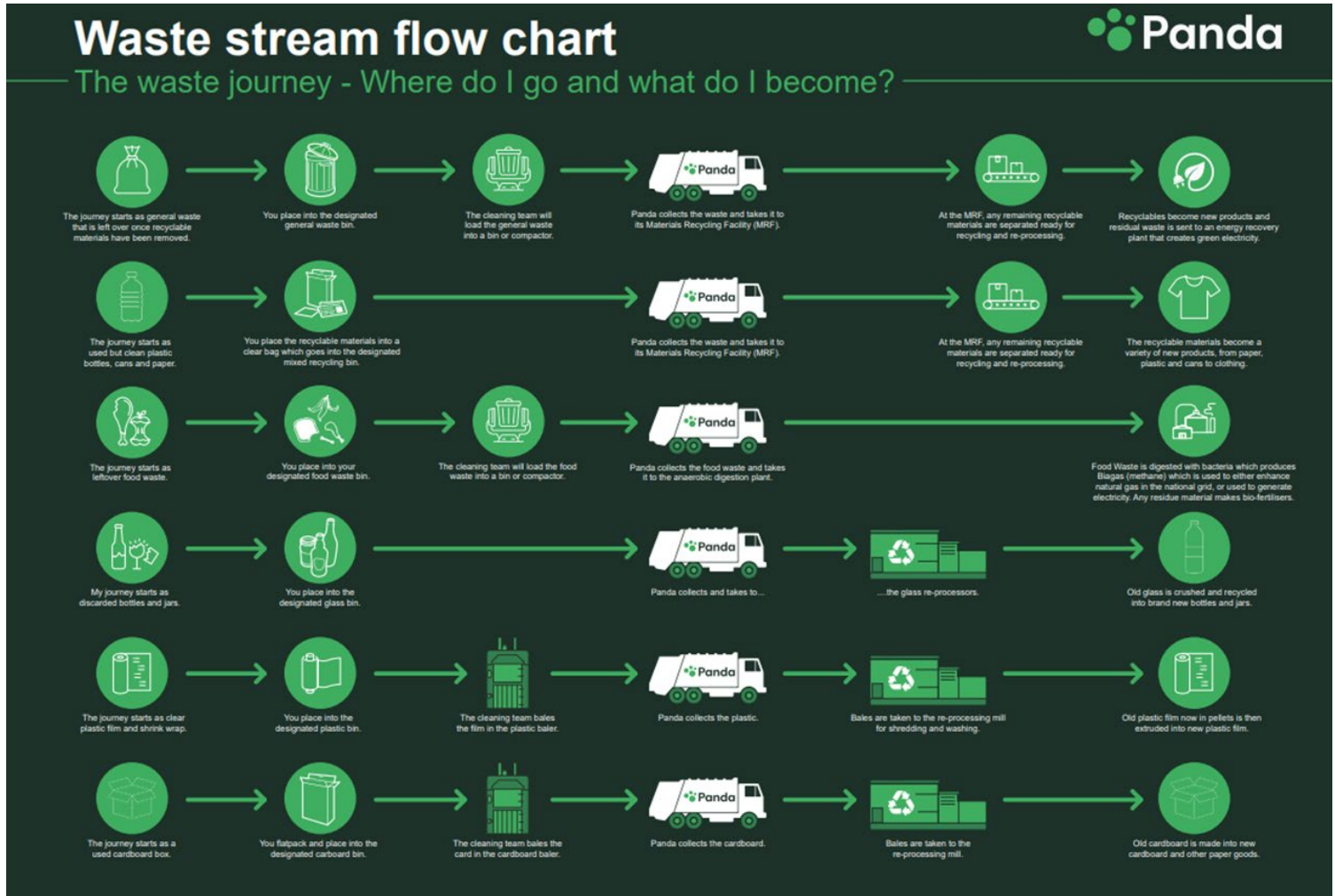
The central waste and recycling contractor has re-branded from B&M to Panda.

Energy Generated from Recycled Materials

<p>575</p> <p>RDF kWh/Tonne - each tonne of RDF produces 575 kWh (1)</p>  <p>182</p> <p>No of TVs powered for a year (3)</p>	<p>17K</p> <p>RDF Weight(KG)</p>  <p>65</p> <p>No of Fridge Freezers powered for a year (5)</p>	<p>300</p> <p>AD kWh/Tonne - each tonne of AD produces 300 kWh (2)</p>  <p>48,806</p> <p>Miles driven in a family electric car (7)</p>	<p>6.03K</p> <p>AD Weight(KG)</p>  <p>10,564</p> <p>Washing Machine Cycles Complete (4)</p>	<p>12K</p> <p>Total kWh Produced</p>
---	--	--	--	---

What happens to our waste?

Information is provided below about the journey of waste and recycling from the university.



E-Learning

As part of the University's Environmental, Social and Governance (ESG) Strategy 2035, we are pleased to announce the launch of a new mandatory Environmental Sustainability training module for all staff, titled "Environmental Sustainability". This training forms part of the agreed outcomes within our ESG Strategy, reflecting our collective commitment to embedding sustainability across all aspects of our institution.

For more information contact the Sustainability Managers:

Charlotte Baker - C.Baker23@wlv.ac.uk

Zainab Own - Z.Own2@wlv.ac.uk